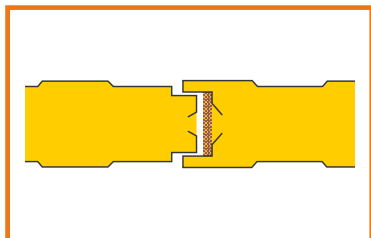
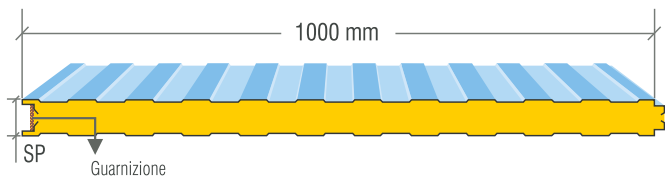


PARETE WALL PANELS



- > incastro maschio-femmina
- > male-female joint


DISPONIBILI SPESSORI DA 25 A 120 MM
AVAILABLE THICKNESS FROM 25 TO 120 MM

LATO SUPERIORE ACCIAIO ZINCATO PREVERNICIATO (mm) UPPER SIDE PREPAINTED GALVANIZED STEEL (mm)	4/10
LATO INFERIORE ACCIAIO ZINCATO PREVERNICIATO (mm) LOWER SIDE PREPAINTED GALVANIZED STEEL (mm)	4/10

COLORI E FINITURE STANDARD STANDARD FINISHINGS AND COLORS

COLORI SPECIALI SU RICHIESTA / SPECIAL COLORS ON REQUEST

LATO SUPERIORE
UPPER SIDE



DOGATO
DOGATE




LISCIO
SMOOTH



GOFFRATO
EMBOSSD

LATO INFERIORE
LOWER SIDE



DOGATO
DOGATE



LISCIO
SMOOTH



GOFFRATO
EMBOSSD

COLORI
COLOURS

BIANCO GRIGIO
WHITE GREY

BIANCO GRIGIO
WHITE GREY

BIANCO
WHITE

SCHEDA TECNICA TECHNICAL DATA

ISOLANTE: SCHIUMA POLIURETANICA DENSITÀ 40 +/- 2 KG/M³
INSULATION: PUR DENSITY 40 +/- 2 KG/M³

PROPRIETÀ TERMICHE THERMAL PROPERTIES

> K TRASMITTANZA TERMICA / TRANSMITTANCE

SP	U conduttività termica	K trasmissione termica	R resistenza termica
25	0,02124 W/mK	0,85 W/m ² K	1,18 m ² K/W
30	0,02130 W/mK	0,71 W/m ² K	1,41 m ² K/W
40	0,02098 W/mK	0,52 W/m ² K	1,91 m ² K/W
50	0,02065 W/mK	0,41 W/m ² K	2,42 m ² K/W
60	0,02082 W/mK	0,35 W/m ² K	2,88 m ² K/W
80	0,02059 W/mK	0,26 W/m ² K	3,89 m ² K/W
100	0,02049 W/mK	0,20 W/m ² K	4,88 m ² K/W
120	0,02037 W/mK	0,17 W/m ² K	5,89 m ² K/W

PROPRIETÀ STATICHE STATIC PROPERTIES



> CARICHI AMMISSIBILI / LOADS ALLOWED

Spessore Thickness	Distanza tra gli appoggi / Distance between supports (ml)				
	1,50	2,00	2,50	3,00	3,50
25	120	85	75	45	30
30	130	100	80	55	40
40	160	135	100	70	50
50	175	150	125	80	55
60	185	165	130	120	80
80	195	170	150	130	90
100	225	175	160	145	105
120	320	260	220	180	120

U=Kg/m²



> CARICHI AMMISSIBILI 4 appoggi/ LOADS ALLOWED

Spessore Thickness	Distanza tra gli appoggi / Distance between supports (ml)						
	1,50	2,00	2,50	3,00	3,50	4,00	5,00
25	120	85	75	50	38	30	22
30	130	100	80	65	50	33	25
40	160	135	100	74	60	43	34
50	175	150	125	93	65	56	45
60	185	165	130	125	90	80	65
80	195	170	150	135	100	90	75
100	225	175	160	155	145	110	85
120	320	260	220	180	150	130	100

U=Kg/m²